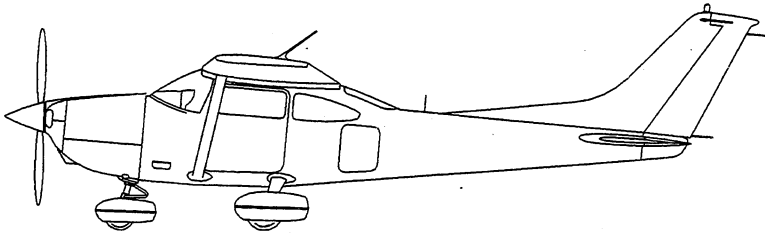


C2U



Pilot's Operating Handbook and FAA Approved Airplane Flight Manual



THIS DOCUMENT MUST BE
CARRIED IN THE AIRPLANE
AT ALL TIMES.

The Cessna Aircraft
Company

Model 182S

Serial No. 18280047

Registration No. N182MA

This publication includes the material required to be furnished to the pilot by FAR Part 23 and constitutes the FAA Approved Airplane Flight Manual.

FAA APPROVAL

FAA APPROVED UNDER FAR 21 SUBPART J
The Cessna Aircraft Co
Delegation Option Manufacturer CE-1

Richard D. Hedley Executive Engineer


Date: February 21, 1997

COPYRIGHT © 1997
The Cessna Aircraft Company
Wichita, Kansas USA

 Member of GAMA

Original Issue - 3 February 1997

**THIS MANUAL WAS PROVIDED FOR THE
AIRPLANE IDENTIFIED ON THE TITLE
PAGE ON 12-23-97.
SUBSEQUENT REVISIONS SUPPLIED BY
THE CESSNA AIRCRAFT COMPANY
MUST BE PROPERLY INSERTED.**

A handwritten signature in black ink, appearing to read "Dale G. ...", is written over a horizontal line.

The Cessna Aircraft Company, Aircraft Division

SUPPLEMENT REVISION

MODEL 182S

**PILOT'S OPERATING HANDBOOK
AND FAA APPROVED
AIRPLANE FLIGHT MANUAL**

REVISION

15 JULY 1998

PART NUMBER:

182SPHUS-S5-02

**INSERT THE FOLLOWING PAGES INTO
THE SUPPLEMENT SECTION OF THE PILOT'S
OPERATING HANDBOOK**

Pilot's Operating Handbook

and

FAA Approved Airplane Flight Manual

Serial Numbers 18280001 and On

Original Issue - 3 February 1997

Revision 1 - 13 June 1997

PART NUMBER: 182SPHUS01

CONGRATULATIONS

Congratulations on your purchase and welcome to Cessna ownership! Your Cessna has been designed and constructed to give you the most in performance, value and comfort.

This Pilot's Operating Handbook has been prepared as a guide to help you get the most utility from your airplane. It contains information about your airplane's equipment, operating procedures, performance and suggested service and care. Please study it carefully and use it as a reference.

The worldwide Cessna Organization and Cessna Customer Service are prepared to serve you. The following services are offered by each Cessna Service Station:

- THE CESSNA AIRPLANE WARRANTIES, which provide coverage for parts and labor, are upheld through Cessna Service Stations worldwide. Warranty provisions and other important information are contained in the Customer Care Program Handbook supplied with your airplane. The Customer Care Card assigned to you at delivery will establish your eligibility under warranty and should be presented to your local Cessna Service Station at the time of warranty service.
- FACTORY TRAINED PERSONNEL to provide you with courteous, expert service.
- FACTORY APPROVED SERVICE EQUIPMENT to provide you efficient and accurate workmanship.
- A STOCK OF GENUINE CESSNA SERVICE PARTS are available when you need them.
- THE LATEST AUTHORITATIVE INFORMATION FOR SERVICING CESSNA AIRPLANES. Cessna Service Stations have all of the current Maintenance Manuals, Illustrated Parts Catalogs and various other support publications produced by Cessna Aircraft Company.

A current Cessna Service Station Directory accompanies your new airplane. The Directory is revised frequently, and a current copy can be obtained from your nearest Cessna Service Station.

We urge all Cessna owners/operators to utilize the benefits available within the Cessna Organization.

PERFORMANCE - SPECIFICATIONS

* SPEED

Maximum at Sea Level 145 KTS

Cruise, 80% Power at 6000 Ft (Best Power Mixture) 140 KTS

CRUISE: Recommended lean mixture with fuel allowance for engine start, taxi, takeoff, climb and 45 minutes reserve.

75% Power at 6000 Ft Range 820 NM

88 Gallons Usable Fuel Time 6.05 HRS

Max Range at 10,000 Ft, 55% Power .. Range 968 NM

88 Gallons Usable Fuel Time 8.05 HRS

RATE OF CLIMB AT SEA LEVEL: 924 FPM

SERVICE CEILING: 18,100 FT

TAKEOFF PERFORMANCE:

Ground Roll 795 FT

Total Distance Over 50 Ft. Obstacle 1514 FT

LANDING PERFORMANCE:

Ground Roll 590 FT

Total Distance Over 50 Ft. Obstacle 1350 FT

STALL SPEED (KCAS):

Flaps Up, Power Off 54 KCAS

Flaps Down, Power Off 49 KCAS

MAXIMUM WEIGHT:

Ramp 3110 LBS

Takeoff 3100 LBS

Landing 2950 LBS

*Speed performance and range are shown for an airplane equipped with optional speed fairings which increase the speeds by approximately 3 knots. All other performance figures are unchanged when speed fairings are removed. Performance with an optional 3-blade propeller is essentially the same as shown above.

PERFORMANCE-SPECIFICATIONS

(Continued)

STANDARD EMPTY WEIGHT:	1910 LBS
MAXIMUM USEFUL LOAD:	1200 LBS
BAGGAGE ALLOWANCE:	200 LBS
WING LOADING: Lbs/Sq Ft	17.8
POWER LOADING: Lbs/HP	13.5
FUEL CAPACITY:	92 GAL
OIL CAPACITY:	9 QTS
ENGINE: Textron Lycoming	IO-540-AB1A5
230 BHP at 2400 RPM	
PROPELLER: Diameter - 3-Blade	79 IN
Diameter - 2-Blade	82 IN

NOTE

The above performance figures are based on the indicated weights, standard atmospheric conditions, level, hard-surfaced dry runways and no wind. They are calculated values derived from flight tests conducted by The Cessna Aircraft Company under carefully documented conditions and will vary with individual airplanes and numerous factors affecting flight performance.

COVERAGE

The Pilot's Operating Handbook in the airplane at the time of delivery from The Cessna Aircraft Company contains information applicable to the Model 182S airplane by serial number and registration number shown on the Title Page. This handbook is applicable to airplane serial number 18280001 and On. All information is based on data available at the time of publication.

This handbook is comprised of eight sections which cover operational aspects of a standard-equipped airplane. Section 9, Supplements, provides expanded operational procedures for the avionics equipment (both standard and optional), details requirements for foreign certification, and provides information on special operations.

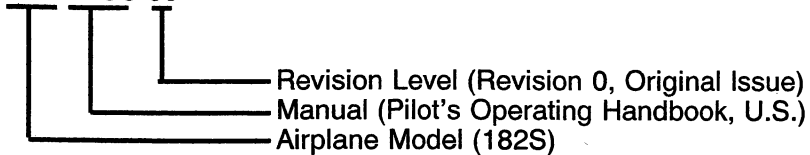
Supplements in Section 9 are stand-alone documents, and may be issued or revised without regard to revision dates which apply to the POH itself. These supplements contain their own Log of Effective Pages, which should be used to determine the status of each and every individual supplement.

ORIGINAL ISSUE AND REVISIONS

This Pilot's Operating Handbook and FAA Approved Airplane Flight Manual was originally issued on February 3, 1997. To ensure that information in this manual is current, the revisions must be incorporated as they are issued. Revision status is noted on Page i of this section and also in the Log of Effective Pages table.

The part number of this manual has also been designed to aid the owner/operator in determining the revision level of the POH. As revisions to the POH are issued, the Part Number will change to reflect that revision. Refer to the example below:

182SPHUS 00



It is the responsibility of the airplane owner to maintain this handbook in a current status when it is being used for operational purposes. Owners should contact their Cessna Service Station whenever the revision status of their handbook is in question.

Revisions are distributed to owners of U.S. Registered aircraft according to FAA records at the time of revision issuance, and to Internationally Registered aircraft according to Cessna Owner Advisory records at the time of issuance. Revisions should be read carefully upon receipt and incorporated in this POH.

REVISION FILING INSTRUCTIONS

REGULAR REVISIONS

Pages to be removed or inserted in the Pilots' Operating Handbook and FAA Approved Airplane Flight Manual are determined by the Log of Effective Pages located in this section. This log contains the page number and date of issue for each page within the POH. At original issue, all pages will contain the same date. As revisions to the POH occur, these dates will change on effected pages. When two pages display the same page number, the page with the latest date shall be inserted into the POH. The date on the Log Of Effective Pages shall also agree with the latest date of the page in question.

TEMPORARY REVISIONS

Under limited circumstances, temporary revisions to the POH may be issued. These temporary revisions are to be filed in the applicable section in accordance with filing instructions appearing on the first page of the temporary revision.

The recession of a temporary revision is accomplished by incorporation into the POH at revision time or by a superseding temporary revision. In order to accurately track the status of temporary revisions as they pertain to a POH, a Temporary Revision List will be located previous to this section when required. This list will indicate the date the temporary revision was incorporated into the POH, thus authorizing the recession of the temporary revision.

IDENTIFYING REVISED MATERIAL

Additions or revisions to the text in an existing section will be identified by a vertical line (revision bar) adjacent to the applicable revised area on the outer margin of the page.

When technical changes cause unchanged text to appear on a different page, a revision bar will be placed in the outer lower margin of the page, opposite the page number and date of the page, providing no other revision bar appears on the page. These pages will display the current revision date as found in the Original Issue and Revisions paragraph of this section.

When extensive technical changes are made to text in an existing section that requires extensive revision, revision bars will appear the full length of text.

New art added to an existing section will be identified by a single pointing hand indicator adjacent to the figure title and figure number. Existing art which is revised will have a pointing hand adjacent to the portion of the art which has changed.

WARNINGS, CAUTIONS AND NOTES

Throughout the text, warnings, cautions and notes pertaining to airplane handling and operations are utilized. These adjuncts to the text are used to highlight or emphasize important points.

WARNING - Calls attention to use of methods, procedures or limits which must be followed precisely to avoid injury or death to persons.

CAUTION - Calls attention to methods, procedures or limits which must be followed to avoid damage to equipment.

NOTE - Calls attention to additional procedures or information pertaining to the text.

LOG OF EFFECTIVE PAGES

The following Log of Effective Pages provides the date of issue for original and revised pages, as well as a listing of all pages in the POH. Pages which are affected by the current revision will carry the date of that revision.

<u>Revision Level</u>	<u>Date of Issue</u>	<u>Revision Level</u>	<u>Date of Issue</u>
0 (Original Issue)	Feb 3, 1997	2	Dec. 1, 1997
1	June 13, 1997		

<u>PAGE</u>	<u>DATE</u>	<u>PAGE</u>	<u>DATE</u>
Title	Feb 3/97	1-16	June 13/97
Assignment Record	Feb 3/97	1-17	June 13/97
i	Dec 1/97	1-18	June 13/97
ii (Blank)	Feb 3/97	1-19	June 13/97
iii	Feb 3/97	1-20	June 13/97
iv	Dec 1/97	1-21	June 13/97
v	Dec 1/97	1-22	Dec 1/97
vi	Feb 3/97	1-23	June 13/97
vii	Feb 3/97	1-24	June 13/97
viii	Feb 3/97	1-25	June 13/97
ix	Dec 1/97	1-26	June 13/97
x	Dec 1/97	2-1	Feb 3/97
xi	Dec 1/97	2-2 (Blank)	Feb 3/97
xii	Dec 1/97	2-3	Feb 3/97
xiii	Feb 3/97	2-4	Feb 3/97
xiv (Blank)	Feb 3/97	2-5	June 13/97
1-1	Dec 1/97	2-6	June 13/97
1-2	Feb 3/97	2-7	Feb 3/97
1-3	Feb 3/97	2-8	Feb 3/97
1-4	Dec 1/97	2-9	Feb 3/97
1-5	Feb 3/97	2-10	Feb 3/97
1-6	Dec 1/97	2-11	Feb 3/97
1-7	Dec 1/97	2-12	Feb 3/97
1-8	Feb 3/97	2-13	Feb 3/97
1-9	Feb 3/97	2-14 (Blank)	Feb 3/97
1-10	Feb 3/97	3-1	Feb 3/97
1-11	Feb 3/97	3-2	Feb 3/97
1-12	Feb 3/97	3-3	Feb 3/97
1-13	June 13/97	3-4	Feb 3/97
1-14	Dec 1/97	3-5	Feb 3/97
1-15	June 13/97	3-6	Feb 3/97

LOG OF EFFECTIVE PAGES

(Continued)

<u>PAGE</u>	<u>DATE</u>	<u>PAGE</u>	<u>DATE</u>
3-7	Dec 1/97	4-16	Feb 3/97
3-8	Feb 3/97	4-17	Feb 3/97
3-9	Feb 3/97	4-18	Feb 3/97
3-10	Feb 3/97	4-19	Feb 3/97
3-11	Feb 3/97	4-20	Feb 3/97
3-12	Dec 1/97	4-21	Dec 1/97
3-13	Feb 3/97	4-22	Feb 3/97
3-14	Feb 3/97	4-23	Feb 3/97
3-15	Feb 3/97	4-24	Feb 3/97
3-16	Dec 1/97	4-25	Feb 3/97
3-17	Dec 1/97	4-26	Feb 3/97
3-18	Feb 3/97	4-27	Feb 3/97
3-19	Feb 3/97	4-28	Feb 3/97
3-20	Feb 3/97	4-29	Feb 3/97
3-21	Feb 3/97	4-30	Feb 3/97
3-22	Feb 3/97	4-31	Feb 3/97
4-1	Feb 3/97	4-32	June 13/97
4-2	Feb 3/97	4-33	Feb 3/97
4-3	Feb 3/97	4-34 (Blank)	Feb 3/97
4-4 (Blank)	Feb 3/97	5-1	Dec 1/97
4-5	Feb 3/97	5-2 (Blank)	Feb 3/97
4-6	Feb 3/97	5-3	Feb 3/97
4-7	Dec 1/97	5-4	Feb 3/97
4-8	Dec 1/97	5-5	Feb 3/97
4-9	Feb 3/97	5-6	Feb 3/97
4-10	Dec 1/97	5-7	Feb 3/97
4-11	Dec 1/97	5-8	Feb 3/97
4-12	Feb 3/97	5-9	Feb 3/97
4-13	Feb 3/97	5-10	Dec 1/97
4-14	Feb 3/97	5-11	Feb 3/97
4-15	Feb 3/97	5-12	Feb 3/97

LOG OF EFFECTIVE PAGES

(Continued)

<u>PAGE</u>	<u>DATE</u>	<u>PAGE</u>	<u>DATE</u>
5-13	Feb 3/97	6-15	Feb 3/97
5-14	Feb 3/97	6-16	Feb 3/97
5-15	Feb 3/97	6-17	Dec 1/97
5-16	Feb 3/97	6-18	Dec 1/97
5-17	Feb 3/97	6-19	Dec 1/97
5-18	Feb 3/97	6-20	Dec 1/97
5-19	Feb 3/97	6-21	Dec 1/97
5-20	Feb 3/97	6-22	Dec 1/97
5-21	Feb 3/97	6-23	Dec 1/97
5-22	Feb 3/97	6-24 (Blank)	Feb 3/97
5-23	Feb 3/97	7-1	Feb 3/97
5-24	Feb 3/97	7-2	Dec 1/97
5-25	Feb 3/97	7-3	Feb 3/97
5-26	Feb 3/97	7-4 (Blank)	Feb 3/97
5-27	Feb 3/97	7-5	June 13/97
5-28	Feb 3/97	7-6	Feb 3/97
5-29	Feb 3/97	7-7	Feb 3/97
5-30	Feb 3/97	7-8	Feb 3/97
5-31	Feb 3/97	7-9	Feb 3/97
5-32	Feb 3/97	7-10	Feb 3/97
5-33	Feb 3/97	7-11	Feb 3/97
5-34	Feb 3/97	7-12	Feb 3/97
5-35	Feb 3/97	7-13	Feb 3/97
5-36 (Blank)	Feb 3/97	7-14	Feb 3/97
6-1	Dec 1/97	7-15	Dec 1/97
6-2 (Blank)	Feb 3/97	7-16	Feb 3/97
6-3	Feb 3/97	7-17	Dec 1/97
6-4	Feb 3/97	7-18	Feb 3/97
6-5	Feb 3/97	7-19	Feb 3/97
6-6	Feb 3/97	7-20	Feb 3/97
6-7	Feb 3/97	7-21	Feb 3/97
6-8	Feb 3/97	7-22	June 13/97
6-9	Feb 3/97	7-23	Feb 3/97
6-10	Dec 1/97	7-24	June 13/97
6-11	Feb 3/97	7-25	Feb 3/97
6-12	Dec 1/97	7-26	Dec 1/97
6-13	Feb 3/97	7-27	Feb 3/97
6-14	Feb 3/97	7-28	June 13/97

LOG OF EFFECTIVE PAGES

(Continued)

<u>PAGE</u>	<u>DATE</u>	<u>PAGE</u>	<u>DATE</u>
7-29	June 13/97	8-2	Feb 3/97
7-30	Dec 1/97	8-3	Feb 3/97
7-31	Dec 1/97	8-4	Feb 3/97
7-32	Dec 1/97	8-5	Feb 3/97
7-33	June 13/97	8-6	Feb 3/97
7-34	Dec 1/97	8-7	Feb 3/97
7-35	Dec 1/97	8-8	Feb 3/97
7-36	Dec 1/97	8-9	Dec 1/97
7-37	Dec 1/97	8-10	Feb 3/97
7-38	Feb 3/97	8-11	Feb 3/97
7-39	Feb 3/97	8-12	Feb 3/97
7-40	Feb 3/97	8-13	June 13/97
7-41	Feb 3/97	8-14	June 13/97
7-42	Feb 3/97	8-15	Feb 3/97
7-43	Feb 3/97	8-16	Feb 3/97
7-44	Dec 1/97	8-17	Feb 3/97
7-45	Feb 3/97	8-18	Feb 3/97
7-46	Feb 3/97	8-19	Feb 3/97
7-47	Dec 1/97	8-20	Feb 3/97
7-48	Feb 3/97	8-21	Feb 3/97
7-49	Feb 3/97	8-22	Feb 3/97
7-50	Feb 3/97	8-23	Feb 3/97
7-51	Feb 3/97	8-24 (Blank)	Feb 3/97
7-52 (Blank)	Feb 3/97	9-1	Feb 3/97
8-1	Feb 3/97	9-2 (Blank)	Feb 3/97

TABLE OF CONTENTS

	SECTION
GENERAL	1
LIMITATIONS	2
EMERGENCY PROCEDURES	3
NORMAL PROCEDURES	4
PERFORMANCE	5
WEIGHT & BALANCE/EQUIPMENT LIST	6
AIRPLANE & SYSTEMS DESCRIPTION	7
HANDLING, SERVICE & MAINTENANCE	8
SUPPLEMENTS	9